



# **Vegetable Planting Guide**

Created by the Delaware Center for Horticulture

1810 North DuPont Street

Wilmington, DE 19806



( 302 ) 658-6262

[www.dehort.org](http://www.dehort.org)



# Spring

**A note on transplanting:** It is a good idea to start certain crops indoors and then transplant them. If they are planted outright as seeds into the garden, they may not have enough time to develop properly and produce.

Early March		Mid March		Late March	
Mâche		Cress	<u>Transplant:</u>	<i>Continue planting!</i>	
Mustard greens		Kale	Asparagus		
Rutabaga/Turnip		Radish	Cabbage		
Peas		Spinach	Leeks		
			Onions		
			Scallions		
Early April		Mid April		Late April	
Arugula	<u>Transplant:</u>	Beans, fava	<u>Transplant:</u>	<i>Continue planting!</i>	
Beets	Broccoli	Parsnip	Cauliflower		
Carrots	Brussels sprouts	Pac Choi	Potatoes		
Chard	Cabbage				
Endive	Collards				
Lettuce	Kohlrabi				
Early May		Mid May		Late May	
<u>Transplant:</u>		Beans (bush, dry, & pole )	Spinach	Gourds	<u>Transplant:</u>
Celery/Celeriac		Chicory	Summer Squash	Pumpkin	Cantaloupe
Chinese Cabbage		Corn	Zucchini	Winter Squash	Eggplant
		Cucumber			Okra
		Radicchio			Peppers
				Tomatoes	Watermelon
			<div style="border: 1px solid black; padding: 5px; text-align: center;"> <b>May 15th is the Safe Frost Date!</b> </div>		



# Summer

Don't let up on garden maintenance during the summer months. Continue weeding and mulch as needed while enjoying your harvests!

## June

Continue planting:

Arugula	Cucumber
Beans	Endive
Beets	Lettuce
Carrots	Radicchio
Chard	Summer Squash
Chicory	Zucchini
Corn	

**Until June 20th:**

Gourds	<u>Transplant:</u>
Pumpkin	Cantaloupe
Winter squash	Eggplant
	Okra
	Peppers
	Tomatoes
	Watermelon

## July

Continue planting:

Beets	Carrots
Broccoli	Cucumbers
Bush Beans	Kale
Cabbage	Summer Squash

Fertilize:

Leeks  
Parsnips  
Peppers  
Tomatoes

Mulch:

Beans  
Beets

**Don't forget to water in the heat of the summer!**

## August


Beans	Mustard Greens
Cauliflower	Radishes
Collards	Spinach
Lettuce	Turnips

Fertilize:

Eggplant  
Okra

Mulch:

Spinach  
Turnips





# Fall

While fall is a time to clean-up, mulch, and prepare for winter, it doesn't mean the garden stops growing. There are lots of crops (*particularly greens*) that prefer the cool weather of Fall and even Winter.

## September

<u>Continue planting:</u>	<u>Also plant:</u>	<u>Transplant:</u>
Collards	Beets	Chinese cabbage
Lettuce	Carrots	
Mustard greens	Fall greens	
Radishes	Garlic	
Spinach	Swiss chard	
Turnips		

### Late September


The End of September is a good time to do a soil test and spread compost.

## October

In early October, plant a winter cover crop, such as *winter rye* or *crimson clover*, to keep down weeds and promote soil fertility.

## December

Keep harvesting all of your winter greens. You can have a fresh salad even in the winter!



***This is a great time to start planning for next year's garden!***